

Scaled data based on original data using  
LM-79-08 Approved Method: Electrical and Photometric Measurements of Solid-  
State Lighting Products

Test Report Prepared for  
Cooper Lighting Solutions  
(formerly Eaton)

Brand: McGRAW-EDISON

Report Number: P228412

Luminaire Tested: **ISC-AF-XXX-LED-E1-SL4-7030-XXB**

Issue Date: 3/3/2020

**Test Information**

Test Method: LM-79-08  
Report Number: P228412  
TEST IS SCALED FROM IESNA LM-79-08 TEST DATA (P29763)  
Test Lab: INNOVATION CENTER-P2  
Issue Date: 3/3/2020  
Manufacturer: COOPER LIGHTING SOLUTIONS (FORMERLY EATON)  
Product Line: MCGRAW-EDISON  
Catalog Number: ISC-AF-XXX-LED-E1-SL4-7030-XXB  
Description: IMPACT ELITE LED CYLINDER LUMINAIRE, EMERGENCY MODE WITH BATTERY  
BACKPACK BOX  
LIGHT SQUARE WITH ACCULED OPTICS-TYPE IV W/SPILL CONTROL  
Light Source: (16) 3000K CCT, 70 CRI LEDs  
Ballast/Driver: ELECTRONIC DRIVER

**Summary**

Lumens per Lamp: N/A  
Luminaire Lumens: 497 lumens  
Efficiency: N/A  
Efficacy: 38.2 lumens/watt  
Luminous Opening: Rectangular (W 0.5' x L: 0.5' x H: 0')  
IES Classification: Type IV - Short - Non-Cutoff  
BUG Rating: B0 - U0 - G1

Input Watts (W): 13  
Input Voltage (V): 120  
Input Current (Ain): NR  
Voltage Rise (V): NR  
Power Factor: NR  
Total Harmonic Distortion (THDi): NR  
Frequency (hertz): 60  
Stabilization Time: NR  
Operation Time: NR  
Ambient Temperature (°C): NR  
Test Distance: 25 FT

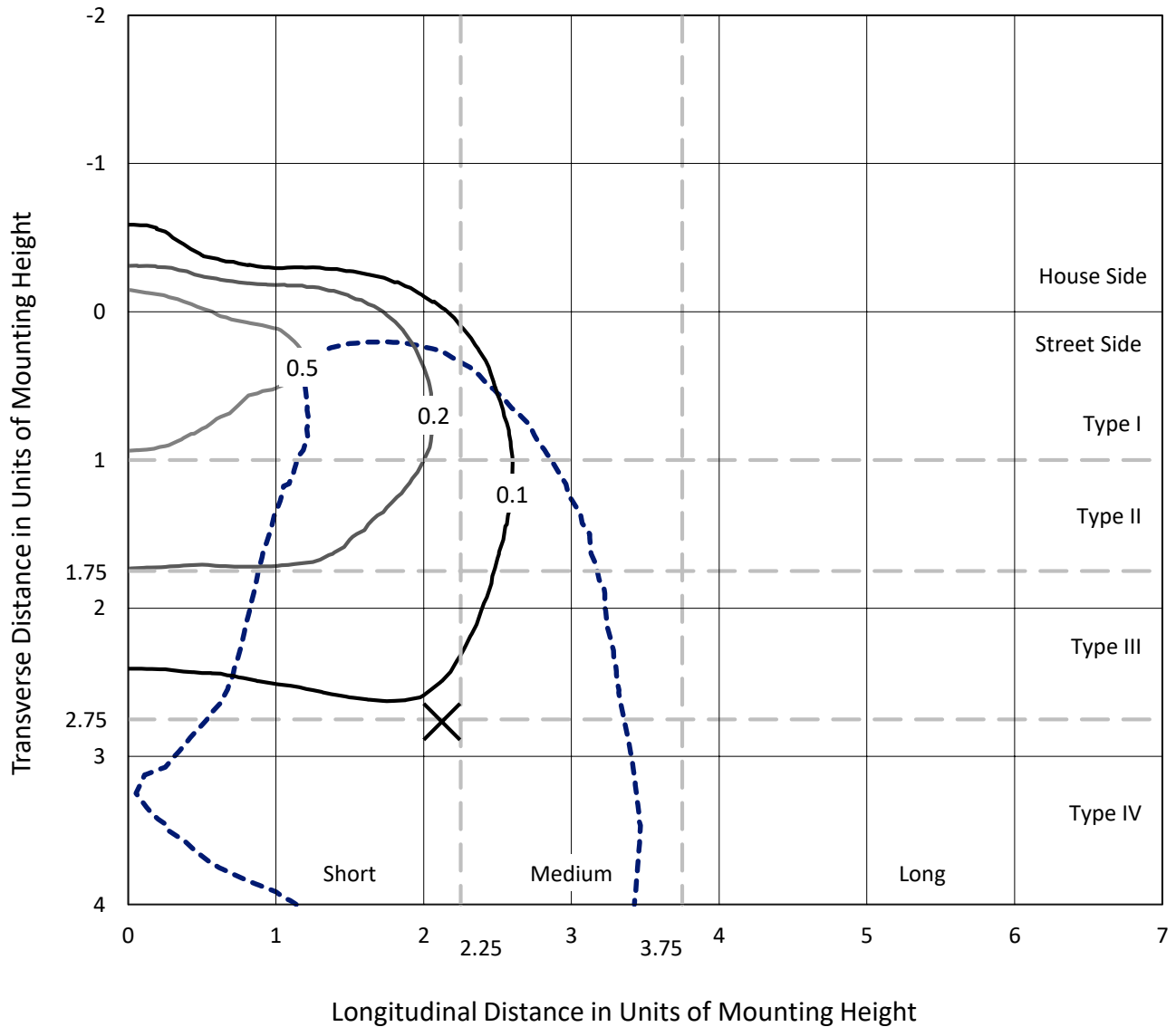


REPORT NUMBER: P228412

CATALOG NUMBER: ISC-AF-XXX-LED-E1-SL4-7030-XXB

### Iso-Footcandle Lines of Horizontal Illumination

× Max cd  
 - - - 1/2 Max cd

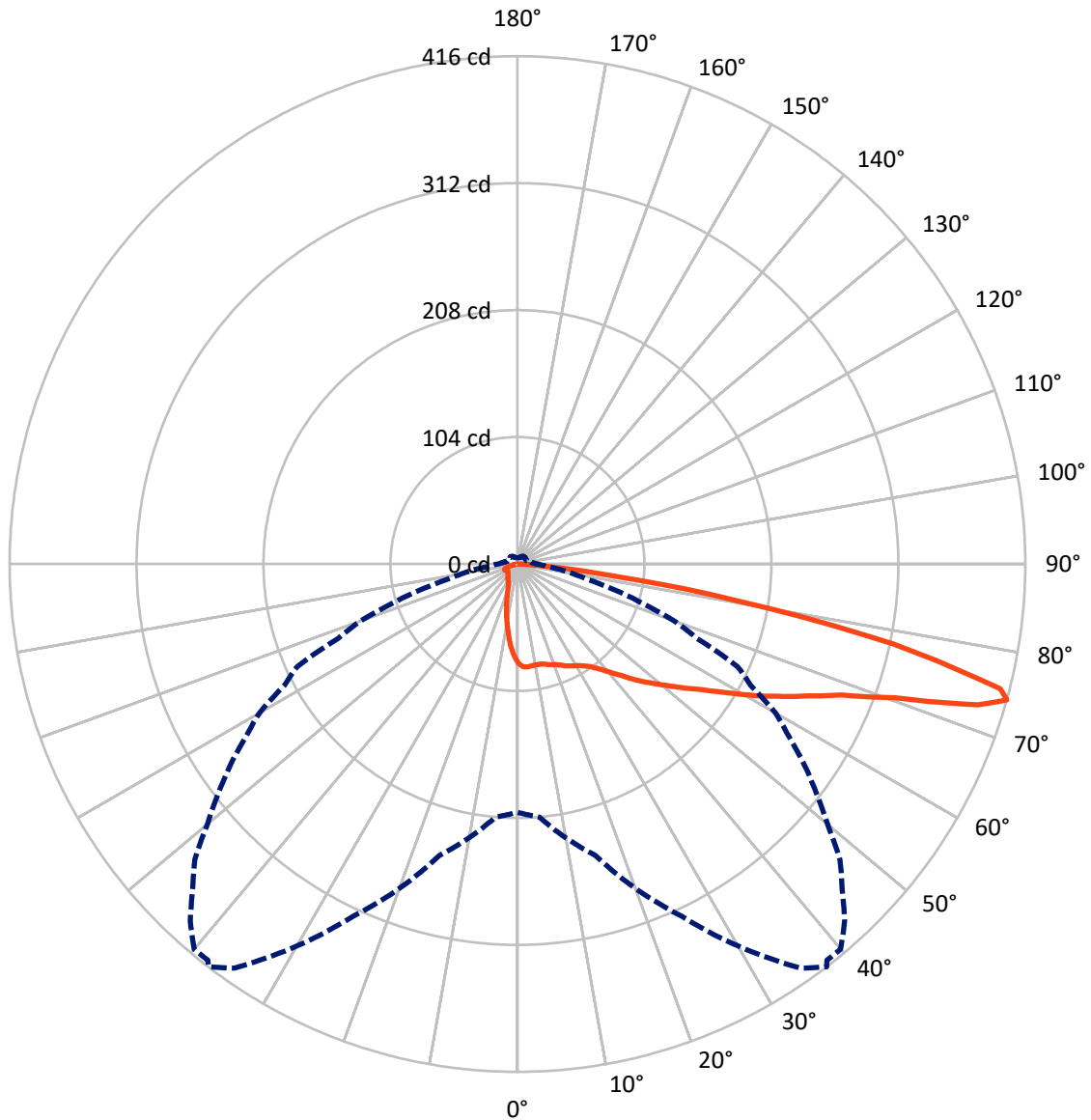


Based on 10 foot mounting height. Maximum calculated value = 0.9 fc  
 Type IV - Short - Non-Cutoff

REPORT NUMBER: P228412

CATALOG NUMBER: ISC-AF-XXX-LED-E1-SL4-7030-XXB

### Luminous Intensity Polar Plot



— Vertical Plane Through 37.5-Deg Lateral    - - - Horizontal Cone Through 74-Deg Vertical

REPORT NUMBER: P228412

CATALOG NUMBER: ISC-AF-XXX-LED-E1-SL4-7030-XXB

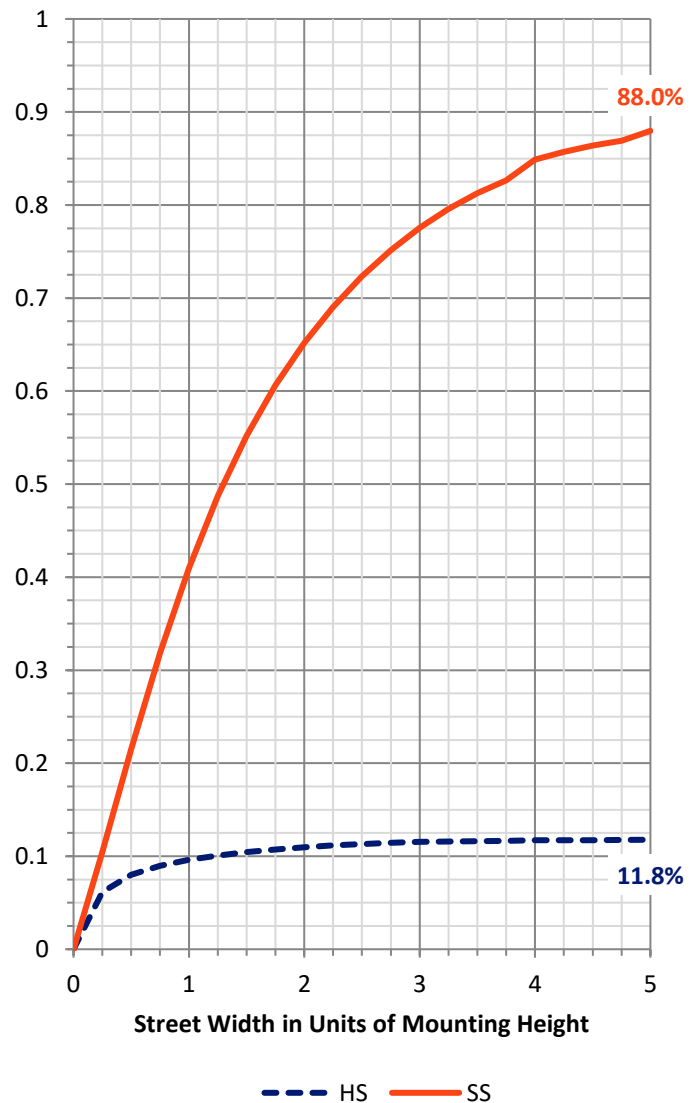
**FLUX DISTRIBUTION:**

		Downward	Upward	Total
<b>House Side</b>	Lumens	58.9	0.0	58.9
	% Fixture	11.9	0.0	11.9
<b>Street Side</b>	Lumens	438.1	0.0	438.1
	% Fixture	88.1	0.0	88.1
<b>Total</b>	Lumens	497.0	0.0	497.0
	% Fixture	100.0	0.0	100.0

**Coefficient of Utilization**

**ZONAL LUMENS:**

Zone	Lumens	% Fixture
0°-10°	7.1	1.4
10°-20°	18.0	3.6
20°-30°	27.9	5.6
30°-40°	41.3	8.3
40°-50°	63.6	12.8
50°-60°	94.0	18.9
60°-70°	125.3	25.2
70°-80°	108.2	21.8
80°-90°	11.6	2.3
90°-100°	0.0	0.0
100°-110°	0.0	0.0
110°-120°	0.0	0.0
120°-130°	0.0	0.0
130°-140°	0.0	0.0
140°-150°	0.0	0.0
150°-160°	0.0	0.0
160°-170°	0.0	0.0
170°-180°	0.0	0.0
0°-90°	497.0	100.0
0°-180°	497.0	100.0



REPORT NUMBER: P228412

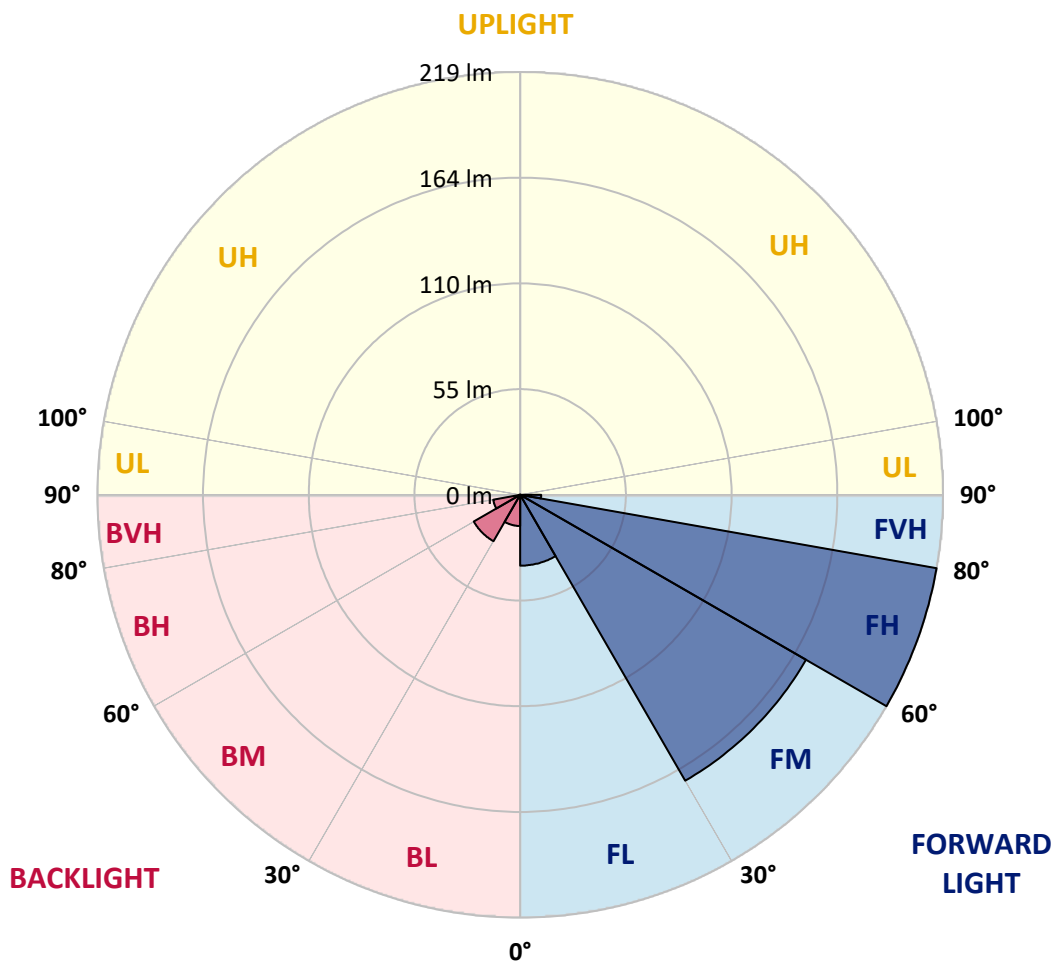
CATALOG NUMBER: ISC-AF-XXX-LED-E1-SL4-7030-XXB

**LUMINAIRE CLASSIFICATION SYSTEM LUMEN TABLE AND BUG RATING:**

Zone		Lumens	% Fixture	Zone Rating/Lumen Limit		
				B	U	G
FL	(0°-30°)	36.7	7.4			
FM	(30°-60°)	171.2	34.4			
FH	(60°-80°)	219.3	44.1			G0/660
FVH	(80°-90°)	10.9	2.2			G1/100
BL	(0°-30°)	16.2	3.3	B0/110		
BM	(30°-60°)	27.8	5.6	B0/220		
BH	(60°-80°)	14.2	2.9	B0/110		G0/110
BVH	(80°-90°)	0.8	0.2			G0/10
UL	(90°-100°)	0.0	0.0		U0/0	
UH	(100°-180°)	0.0	0.0		U0/0	

**BUG Rating: B0-U0-G1**

Type IV Short





REPORT NUMBER: P228412

CATALOG NUMBER: ISC-AF-XXX-LED-E1-SL4-7030-XXB

**CANDELA DISTRIBUTION (FULL):**

	0°	5°	15°	25°	35°	37.5°	38°	40°	42.5°	45°	47.5°
0°	81.1	81.1	81.1	81.1	81.1	81.1	81.1	81.1	81.1	81.1	81.1
2.5°	85.7	85.6	85.2	85.0	84.6	84.1	84.6	83.9	83.5	83.9	83.1
5°	87.2	87.0	86.7	85.9	85.6	84.6	85.2	84.3	84.1	84.4	83.5
7.5°	87.4	87.0	86.5	85.6	85.2	84.1	84.4	83.3	83.0	83.3	82.8
10°	86.9	86.7	86.1	84.6	84.3	83.9	83.7	83.0	82.8	82.6	82.4
12.5°	85.9	85.9	85.6	85.0	84.8	84.1	84.3	83.5	83.7	83.3	83.0
15°	85.6	85.4	85.7	86.1	86.1	85.0	85.7	85.2	84.8	85.0	84.4
17.5°	85.2	85.4	86.7	87.4	87.8	86.7	87.8	86.7	85.9	86.9	85.9
20°	85.0	85.6	87.8	89.5	89.6	87.8	89.6	87.8	87.8	88.9	87.2
22.5°	85.9	86.9	90.0	91.9	92.2	89.8	92.1	89.6	89.6	90.6	88.9
25°	88.9	89.8	93.4	95.4	95.0	92.4	94.5	92.1	91.9	93.0	90.8
27.5°	92.8	94.1	97.4	99.3	98.0	94.5	97.4	93.9	93.9	95.6	92.6
30°	98.4	99.3	102.3	102.4	100.8	96.5	99.8	95.9	95.4	98.4	94.7
32.5°	104.5	105.2	107.5	106.2	103.7	99.3	103.2	98.5	98.4	101.5	97.2
35°	111.0	111.7	112.5	110.2	108.0	103.2	107.5	102.8	102.6	106.2	102.1
37.5°	117.7	117.7	117.7	115.1	113.6	108.9	112.8	109.1	108.8	112.5	108.6
40°	123.0	123.4	122.9	120.4	119.7	116.4	119.7	116.4	116.9	120.3	117.1
42.5°	127.5	127.9	128.1	126.0	126.8	124.9	127.5	125.1	125.3	129.0	127.1
45°	132.0	131.8	133.3	132.7	134.9	135.1	136.6	135.7	136.0	138.8	138.3
47.5°	136.6	135.7	137.3	139.7	143.8	145.1	146.1	146.4	147.9	149.2	150.5
50°	141.0	140.1	141.2	146.6	153.1	155.9	156.1	157.9	159.6	161.5	164.1
52.5°	145.7	144.9	146.1	153.7	164.1	168.0	167.4	170.6	173.0	175.0	179.3
55°	150.5	149.8	150.9	162.2	175.8	181.1	180.6	185.0	189.7	190.4	195.2
57.5°	155.2	154.2	157.4	172.2	189.7	197.8	195.2	202.1	206.6	206.2	212.9
60°	160.2	159.4	164.4	184.5	207.1	217.7	213.8	222.9	226.0	224.7	231.1
62.5°	165.0	164.8	173.2	198.8	228.3	238.5	235.0	242.9	245.2	243.5	246.6
65°	169.4	170.6	182.6	213.1	248.7	260.4	255.6	263.5	266.1	264.8	270.2
67.5°	176.9	178.2	194.3	231.2	273.9	286.0	281.9	290.3	294.2	293.8	299.7
70°	187.8	190.2	211.6	257.0	312.3	327.8	325.5	335.7	345.2	344.5	350.4
72.5°	206.9	210.8	240.0	297.1	375.4	394.2	391.6	397.3	395.7	382.1	371.2
74°	203.2	208.0	247.0	318.1	403.8	415.7	411.5	411.6	396.4	375.8	358.2
75°	189.7	194.7	236.8	315.5	401.8	408.3	402.2	394.6	376.2	355.2	333.5
77.5°	130.1	136.6	174.1	254.8	323.5	314.6	313.1	298.6	274.3	250.7	222.9
80°	66.6	71.3	90.0	133.3	191.9	183.0	186.0	174.3	154.0	137.0	108.6
82.5°	16.0	17.1	26.5	51.6	83.1	76.1	77.2	68.3	56.6	46.2	35.8
85°	8.4	9.5	13.0	14.3	21.9	22.6	22.1	21.3	17.4	14.7	12.8
87.5°	0.0	0.0	0.0	0.4	0.2	0.0	0.2	0.0	0.0	0.2	0.4
90°	0.0	0.0	0.0	0.0	0.0	0.0	0.0	0.0	0.0	0.0	0.0



REPORT NUMBER: P228412

CATALOG NUMBER: ISC-AF-XXX-LED-E1-SL4-7030-XXB

**CANDELA DISTRIBUTION (continued):**

	50°	52.5°	55°	57.5°	60°	62.5°	65°	67.5°	70°	72.5°	75°
0°	81.1	81.1	81.1	81.1	81.1	81.1	81.1	81.1	81.1	81.1	81.1
2.5°	83.7	83.3	83.7	82.6	83.1	82.2	82.6	81.7	82.0	81.3	81.5
5°	84.1	83.1	83.7	82.8	83.0	82.2	82.0	81.7	81.5	80.9	80.5
7.5°	83.1	82.4	82.2	81.8	81.3	81.5	80.7	80.5	80.0	80.0	78.9
10°	82.2	82.4	81.3	81.7	80.7	80.9	79.6	80.0	79.1	79.8	78.1
12.5°	83.0	83.1	82.2	82.8	81.1	81.5	80.4	80.9	79.6	80.5	78.5
15°	84.6	84.4	84.1	84.1	82.4	83.1	81.8	82.2	80.9	82.0	79.8
17.5°	86.1	85.9	85.4	85.2	84.1	84.3	83.0	83.7	82.2	83.1	80.9
20°	87.8	86.9	86.7	86.5	85.2	85.2	84.3	84.6	83.1	84.3	81.7
22.5°	89.1	88.3	88.2	87.4	86.5	86.9	85.6	85.7	84.3	85.4	83.1
25°	91.1	90.2	90.2	89.1	88.5	88.3	87.6	88.2	86.7	87.4	85.4
27.5°	93.9	91.9	92.6	91.5	91.1	90.9	90.6	90.9	89.8	90.4	88.3
30°	96.5	93.9	95.0	93.5	94.3	93.5	94.1	93.5	93.5	93.5	92.6
32.5°	100.0	96.9	99.1	96.9	98.4	97.2	99.1	98.0	98.7	98.5	98.2
35°	105.0	101.3	104.5	101.5	104.1	102.6	105.2	104.7	106.2	105.4	106.2
37.5°	111.7	107.8	111.5	108.8	111.9	109.7	113.4	113.0	116.2	115.1	116.2
40°	120.1	117.3	120.1	118.0	121.4	120.4	124.3	124.5	128.1	127.5	128.8
42.5°	129.4	127.3	130.1	129.0	132.3	133.1	137.5	138.6	142.0	142.9	143.1
45°	139.4	139.0	141.2	142.3	145.7	147.9	151.8	154.6	158.3	160.3	160.0
47.5°	151.1	152.6	154.0	156.8	159.8	164.4	168.3	171.9	176.1	177.4	178.0
50°	164.2	166.8	168.1	172.0	175.0	180.8	186.1	190.6	195.2	194.7	195.1
52.5°	178.2	181.5	183.4	188.0	191.9	198.6	203.2	207.5	213.2	211.8	211.2
55°	193.6	198.6	200.1	205.3	208.6	215.5	219.6	227.0	229.4	227.9	224.7
57.5°	209.9	215.8	217.5	224.6	226.2	233.7	237.2	242.2	244.2	241.8	237.7
60°	228.5	233.8	235.1	241.5	243.7	250.5	253.1	257.6	259.1	253.1	247.4
62.5°	247.0	252.6	253.3	258.9	261.1	267.1	270.0	272.6	271.9	263.2	255.9
65°	268.2	273.6	275.4	281.0	282.3	286.7	289.1	286.2	284.5	271.3	263.2
67.5°	301.8	307.5	308.3	309.6	309.4	307.2	306.0	295.8	288.4	264.1	252.4
70°	345.9	341.7	333.3	323.7	316.6	304.0	296.6	275.6	260.0	232.7	213.1
72.5°	353.9	340.0	319.4	302.9	285.8	265.9	250.0	218.3	196.4	167.8	147.0
74°	331.3	308.6	286.9	263.7	244.0	215.1	199.0	158.9	137.2	108.2	83.0
75°	304.0	277.5	253.0	223.4	205.1	170.4	155.2	111.9	90.2	64.2	43.2
77.5°	193.9	162.2	138.8	104.7	90.4	62.4	45.7	28.4	21.0	18.4	16.0
80°	87.0	62.0	49.2	34.0	28.4	21.7	18.4	14.8	13.5	11.9	11.3
82.5°	27.8	22.3	21.2	18.9	18.9	15.2	13.0	10.2	9.3	8.0	7.2
85°	12.1	11.3	11.7	10.8	10.9	8.4	6.7	5.0	5.0	3.5	3.2
87.5°	0.4	0.0	0.2	0.0	0.4	0.0	0.2	0.0	0.2	0.0	0.2
90°	0.0	0.0	0.0	0.0	0.0	0.0	0.0	0.0	0.0	0.0	0.0





REPORT NUMBER: P228412

CATALOG NUMBER: ISC-AF-XXX-LED-E1-SL4-7030-XXB

**CANDELA DISTRIBUTION (continued):**

	77.5°	80°	85°	90°	95°	100°	102.5°	105°	107.5°	110°	112.5°
0°	81.1	81.1	81.1	81.1	81.1	81.1	81.1	81.1	81.1	81.1	81.1
2.5°	80.7	81.1	80.9	80.2	80.0	79.4	78.1	78.3	77.6	78.1	77.2
5°	80.0	79.8	79.1	78.1	77.2	76.1	75.2	74.8	74.1	73.7	73.1
7.5°	78.9	78.1	76.8	75.3	74.1	72.6	71.8	70.5	70.2	68.9	68.7
10°	78.5	77.2	75.7	73.9	71.6	69.4	69.2	67.0	66.8	64.8	64.2
12.5°	79.2	77.6	75.7	73.5	70.9	67.7	67.7	64.4	64.2	61.4	60.5
15°	80.7	78.7	76.3	73.7	70.3	66.4	66.3	62.4	62.0	58.6	57.5
17.5°	82.0	79.2	77.0	73.5	69.6	65.1	64.2	60.3	59.6	55.7	54.2
20°	83.0	79.8	77.2	73.1	68.3	63.1	61.8	57.7	56.0	52.2	50.1
22.5°	84.1	81.1	77.6	72.9	67.6	61.4	58.6	54.9	52.5	48.4	45.7
25°	85.7	83.1	78.9	73.5	67.0	59.8	56.0	52.2	48.8	44.7	40.6
27.5°	88.3	85.7	80.7	74.2	66.8	58.1	54.0	49.2	45.1	40.6	36.0
30°	92.1	89.3	83.9	76.3	67.0	56.8	51.8	46.6	41.8	36.6	31.7
32.5°	96.9	94.7	88.0	78.5	67.7	55.7	49.7	43.8	37.9	32.8	28.6
35°	103.6	102.1	93.7	82.8	69.6	55.1	47.7	41.2	34.5	29.5	24.9
37.5°	113.4	111.4	102.1	88.9	72.6	54.7	46.2	38.0	31.7	26.4	22.5
40°	125.8	123.0	111.9	96.3	77.2	54.9	44.9	35.6	29.3	23.6	20.4
42.5°	140.7	136.6	124.0	105.4	81.8	55.3	44.2	33.4	27.5	21.3	18.9
45°	157.4	152.7	138.3	116.7	88.5	56.2	43.6	31.6	25.8	19.7	18.0
47.5°	173.7	169.1	152.9	128.1	95.4	57.9	44.0	30.4	24.7	18.7	16.9
50°	189.7	184.8	165.9	138.3	101.3	60.1	45.5	30.6	24.5	18.4	16.3
52.5°	203.8	197.8	177.1	146.2	105.6	61.6	46.8	31.2	24.7	18.2	16.1
55°	217.9	210.3	186.0	152.6	108.2	61.8	46.8	31.4	24.9	18.2	16.0
57.5°	228.5	219.7	192.8	156.3	109.1	60.9	45.7	30.4	23.8	18.0	15.6
60°	235.1	225.9	197.7	158.7	107.8	57.0	39.7	26.9	21.0	16.7	14.5
62.5°	240.7	231.2	199.1	154.6	96.9	45.3	31.0	21.9	17.4	14.8	13.4
65°	242.0	230.7	188.7	136.6	75.7	31.4	22.5	17.3	14.3	13.2	12.1
67.5°	222.3	208.8	158.7	106.9	51.6	21.5	16.7	14.1	12.2	11.7	11.3
70°	180.8	165.9	116.2	70.0	28.8	15.0	12.8	11.7	10.6	10.6	10.0
72.5°	116.6	101.1	59.6	29.9	14.7	11.5	10.4	10.0	9.1	9.3	8.7
74°	59.6	46.4	24.3	15.8	12.1	10.2	9.3	9.1	8.2	8.4	7.8
75°	30.3	23.9	17.1	13.2	11.1	9.7	8.5	8.5	7.4	7.6	7.1
77.5°	14.1	13.5	11.7	10.4	9.5	8.2	7.1	6.9	5.8	6.1	5.4
80°	9.8	9.8	9.1	8.7	7.8	6.7	5.4	5.4	4.3	4.5	3.9
82.5°	5.6	5.2	5.2	5.9	6.1	5.0	3.9	3.7	3.2	3.2	2.6
85°	2.4	2.8	3.3	4.1	4.5	3.9	2.8	2.6	1.7	1.7	0.9
87.5°	0.0	0.2	0.2	0.4	0.7	0.7	0.0	0.4	0.0	0.2	0.0
90°	0.0	0.0	0.0	0.0	0.0	0.0	0.0	0.0	0.0	0.0	0.0



REPORT NUMBER: P228412

CATALOG NUMBER: ISC-AF-XXX-LED-E1-SL4-7030-XXB

**CANDELA DISTRIBUTION (continued):**

	115°	117.5°	120°	122.5°	125°	127.5°	130°	135°	145°	155°	165°
0°	81.1	81.1	81.1	81.1	81.1	81.1	81.1	81.1	81.1	81.1	81.1
2.5°	77.6	76.6	77.2	76.3	76.6	75.7	76.1	75.5	75.0	74.2	74.1
5°	72.6	71.8	71.6	70.7	70.9	70.2	69.4	68.5	67.4	65.9	65.3
7.5°	67.0	66.8	65.5	65.0	64.2	63.5	62.2	60.7	58.5	56.4	55.1
10°	62.2	61.6	59.8	58.8	57.7	56.8	54.9	52.9	49.7	46.6	44.9
12.5°	58.1	57.3	54.9	53.8	52.2	51.0	48.8	46.2	41.8	37.3	35.3
15°	54.7	53.6	50.9	49.2	47.0	45.8	43.4	39.7	34.3	29.7	26.9
17.5°	50.9	49.4	46.4	44.4	42.1	40.1	37.7	33.8	27.7	23.4	20.6
20°	46.6	44.7	41.6	38.8	36.4	34.5	32.1	28.2	22.1	18.7	17.3
22.5°	42.1	39.2	36.4	34.0	31.2	29.3	26.9	23.4	18.7	16.9	16.3
25°	37.5	34.1	31.4	29.0	26.4	24.7	22.6	19.9	17.1	16.5	16.5
27.5°	32.8	29.5	26.9	24.5	22.3	21.2	19.3	17.4	16.1	16.3	16.5
30°	28.6	25.2	22.8	21.0	18.9	18.2	16.7	15.6	15.4	16.0	16.1
32.5°	24.9	21.9	19.7	18.2	16.5	16.1	14.8	14.3	14.8	15.6	15.4
35°	21.7	19.3	17.1	16.1	14.7	14.5	13.5	13.2	13.9	14.8	14.8
37.5°	19.3	17.1	15.4	14.7	13.5	13.4	12.6	12.2	12.8	14.1	14.5
40°	17.3	16.0	14.3	13.5	12.8	12.4	12.1	11.7	11.9	13.5	13.7
42.5°	16.0	15.0	13.5	13.2	12.2	12.1	11.5	11.1	11.3	12.6	13.2
45°	15.0	14.3	13.0	12.8	11.9	11.7	11.1	10.8	10.9	12.1	12.6
47.5°	14.3	13.5	12.4	12.1	11.5	11.3	10.9	10.6	10.6	11.7	12.2
50°	13.9	13.2	12.1	11.7	11.1	10.9	10.6	10.2	10.4	11.3	11.7
52.5°	13.7	12.8	11.9	11.3	10.9	10.6	10.2	9.8	10.0	10.9	11.3
55°	13.7	12.6	11.9	11.3	10.8	10.2	10.0	9.5	9.8	10.6	11.1
57.5°	13.7	12.6	11.9	11.3	10.9	10.4	10.0	9.7	9.8	10.6	11.1
60°	13.4	12.4	12.1	11.5	11.3	10.8	10.6	10.2	10.2	11.1	12.1
62.5°	12.8	12.2	12.1	11.7	11.7	11.3	11.3	10.9	10.9	12.1	13.0
65°	12.1	11.7	11.9	11.7	11.7	11.7	11.5	11.5	11.5	12.4	13.5
67.5°	11.3	11.1	11.3	11.3	11.5	11.3	11.5	11.3	11.3	12.2	13.4
70°	10.2	10.2	10.4	10.2	10.4	10.4	10.6	10.6	10.6	11.1	12.2
72.5°	8.9	8.7	8.9	8.7	9.1	8.7	9.1	9.3	9.1	9.3	9.8
74°	8.0	7.8	8.0	7.8	8.2	7.8	8.0	8.0	7.8	6.3	5.4
75°	7.2	7.1	7.2	7.1	7.4	7.1	7.4	7.2	6.9	4.6	4.5
77.5°	5.8	5.2	5.8	5.2	5.6	5.0	5.4	4.6	3.5	3.3	3.3
80°	4.3	3.7	4.1	3.5	3.3	2.6	2.8	2.6	2.4	2.6	2.6
82.5°	2.6	1.9	2.2	1.7	2.0	1.5	1.9	1.7	1.5	1.5	1.5
85°	1.3	0.9	1.3	0.7	1.1	0.7	0.9	0.9	0.6	0.6	0.6
87.5°	0.2	0.0	0.4	0.0	0.4	0.0	0.2	0.2	0.0	0.0	0.0
90°	0.0	0.0	0.0	0.0	0.0	0.0	0.0	0.0	0.0	0.0	0.0

REPORT NUMBER: P228412

CATALOG NUMBER: ISC-AF-XXX-LED-E1-SL4-7030-XXB

**CANDELA DISTRIBUTION (continued):**

	175°	180°
0°	81.1	81.1
2.5°	73.5	73.7
5°	64.4	65.0
7.5°	54.4	54.7
10°	43.8	44.2
12.5°	33.8	34.1
15°	25.4	25.1
17.5°	19.5	19.1
20°	16.5	16.5
22.5°	16.1	16.0
25°	16.3	16.1
27.5°	16.3	16.1
30°	16.0	15.8
32.5°	15.4	15.2
35°	14.8	14.8
37.5°	14.5	14.7
40°	13.9	14.1
42.5°	13.4	13.5
45°	12.8	13.0
47.5°	12.2	12.2
50°	11.5	11.5
52.5°	11.3	11.3
55°	11.3	11.3
57.5°	11.7	11.7
60°	12.8	13.0
62.5°	15.0	15.2
65°	17.3	17.6
67.5°	17.4	18.0
70°	16.9	17.4
72.5°	11.7	11.7
74°	5.2	5.0
75°	4.5	4.3
77.5°	3.3	3.3
80°	2.4	2.2
82.5°	1.3	1.3
85°	0.4	0.4
87.5°	0.0	0.0
90°	0.0	0.0

(END OF REPORT)